

# BRUSHO®

## Colours


Brusho® is a unique, transparent, highly pigmented water colour ink powder available in an extensive range of 24 intermixable colours, in three sizes - 15g, 50g and 100g supplied in drums. Brusho® is unique and renowned for its versatility. Many of the techniques can be achieved in no other way. Even after many years of using Brusho®, new possibilities will still be found for this highly interesting product.

For best results warm/hot water should be used. Add Brusho® to water, not water to Brusho®. Mix well.

### Uses for Brusho® Concentrated Colours

- Watercolour Painting Using Brusho®
- Ink & Wash – Brusho® can be used to wash areas of a drawing created in waterproof ink. Use Ink & Brusho® on wet paper for a delicate and interesting finish.
- On Fabric – outstanding effects can be achieved for wall hangings, design work, stage backdrops etc: When using more than one colour, start with the lightest colour first, gradually working through to the darkest (Brusho® is not fixable on fabric).
- Stencils – use with a stencil or spray diffuser.
- Posters – for general colouring and particularly for lettering.
- Maps & Diagrams – because of its transparent qualities, Brusho® is ideal as it covers evenly without obliterating lines and letters.
- On Bondaweb – colour Bondaweb with Brusho® before use in textile projects.
- Wax resist and Brusho® – create design on white craft paper using Colourcraft Aquawax, crayons or candle. Paint over with Brusho®.
- Printing with Brusho®

## Brusho® Concentrated Colours Some Ideas & Techniques




1. Paint or draw using diluted Brusho®. By varying the amount of dilution, Brusho® can be mixed to any shade imaginable. For extremely intense, vibrant colours add Brusho® to a small amount of water.



2. Sprinkle dry Brusho® onto damp paper. Wet the paper, shake Brusho® onto the paper from a pepper pot. Use a single colour or try mixing colours.

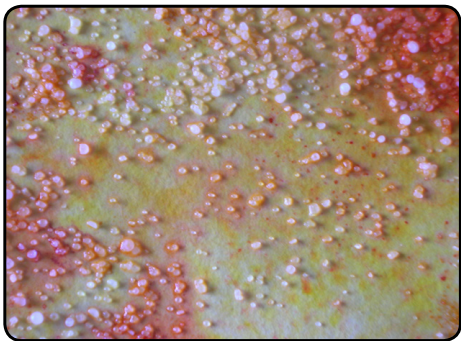


3. Use a pipette to drop diluted Brusho® onto damp paper.



4. Use diluted bleach to disperse the Brusho®. It is also an excellent way of reproducing the intense brightness of stars, suns, fire, nebulae etc.





5. Scatter dishwasher salt onto wet Brusho®.



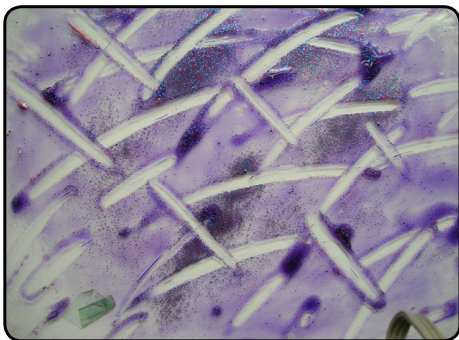
6. Use Brusho® to wash areas of the paper. Whilst the paper is wet, use a paper towel to create a pattern.



7. Brusho® can be used with wax crayons, aquawax & candles to create stunning effects on paper



8. Use diluted Brusho® to colour newsprint in collage work



9. Use thickened Brusho® on glass or



10. Print patterns with thickened Brusho®



11. Diluted Brusho® can be used to colour papier mache



12. Use diluted Brusho® to colour cotton fabric



13. Brusho® can colour fabric that will not be washed. Use Brusho® ready diluted with water or sprinkle dry Brusho® onto damp fabric. For a crinkle effect, screw the wet fabric up beforehand and then lay out & create design.



14. Colour Bondaweb with Brusho® before using it in textile projects